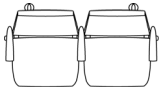


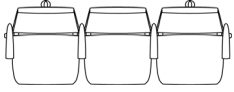
bernù[®] aero wood product map

designer davide tonizzo

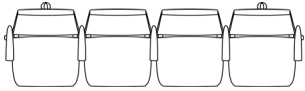
public and modular



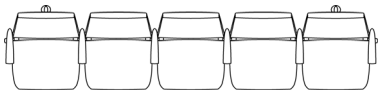
two seat unit



three seat unit



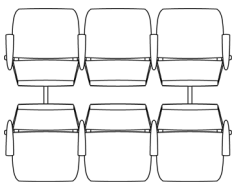
four seat unit



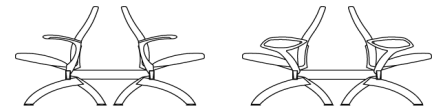
five seat unit



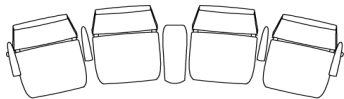
single straight units



two to five seat units per side



back to back straight units




inside curve unit (inc. wedge table)



outside curve unit



curved units



inside and outside curved units, back to back



back to back curved units



21" table, can be located at any seat position

table

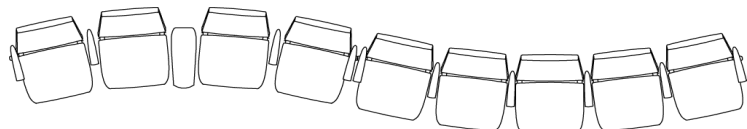
bernù[®] aero wood configurations

designer davide tonizzo

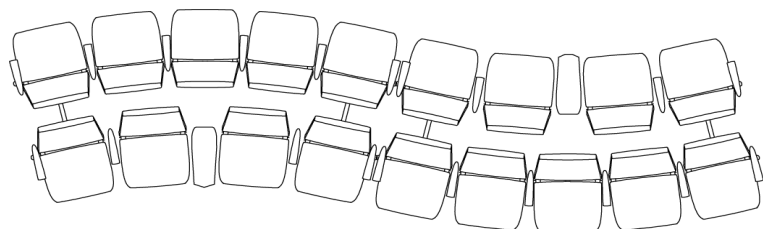
public and modular




21" table, can be located at any seat position



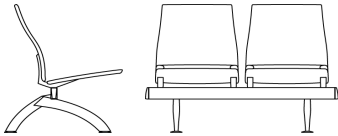

inside + outside curved units



inside + outside curved units, back to back



inside + outside curved units, back to back

Model No.	Upholstery Options	C.O.M.	A	B	C	D	E	F	G	H
 BA2SW w49" d28.5" h33" sh17"	No upholstery									
	With seat pad	.75 yds								
	With seat/back pads	1.5 yds								
two seat unit, wood seatbacks										shipping 86 lbs.
BA3SW w72" d28.5" h33" sh17"	No upholstery									
	With seat pad	1.25 yds								
	With seat/back pads	2 yds								
three seat unit, wood seatbacks										shipping 116 lbs.
BA4SW w95" d28.5" h33" sh17"	No upholstery									
	With seat pad	1.25 yds								
	With seat/back pads	2.5 yds								
four seat unit, wood seatbacks										shipping 150 lbs.
BA5SW w118" d28.5" h33" sh17"	No upholstery									
	With seat pad	1.75 yds								
	With seat/back pads	3.25 yds								
five seat unit, wood seatbacks										shipping 180 lbs.
BA4SINSW w105" d32.5" h33" sh17"	No upholstery									
	With seat pad	1.25 yds								
	With seat/back pads	2.5 yds								
Inside curve four seat unit, wood seatbacks, including laminate wedge table										shipping 160 lbs.
BA5SOUTW w119.5" d33" h33" sh17"	No upholstery									
	With seat pad	1.75 yds								
	With seat/back pads	3.25 yds								
Outside curve five seat unit, wood seatbacks										shipping 190 lbs.
 BERNTABLE w24.5" d19" h"17"	Laminate									
	Solid Surface									
	21" table (see note below)									
										shipping 12 lbs.

shipping specifications

Bernù Aero wood is shipped for local assembly. Every 12 seats occupy an estimated 50 cu.ft. of shipping space. A minimum order will occupy an estimated 20 cu.ft. Please contact factory for specific shipping specifications. Weight is as shown above.

assembly

Average assembly time is 1 hour for 2 people to assemble a 4 seat unit.

construction

Legs, Supports, Arms & End Caps

- Die cast aluminum

Beam

- Anodized aluminum

Seat and Back

- Molded plywood

Foam

- Molded CFC-free fire retardant HR urethane

glide

- Adjustable
- units may be fixed to floor
- up charge

finish

Aluminum

- Satin with bright polished accents

Molded Plywood Seatback

- Maple

tables

- Standard Arconas solid surface
- Standard Arconas laminates with vinyl edge

When specifying 21" tables:

Straight units

- A four seat unit plus one 21" table is specified as: 1 BERN4S+1 BERNTABLE

Curved units

- Call for pricing

options

- Embroidery of company logos, handicap symbol, etc. Call for pricing.
- Anti-slide glide for hard floors
 - up charge
- BA4SINSW solid surface wedge table
 - up charge

to order specify

- Product name
- Model number
- Fabric
- Table top finish as appropriate
- Layout

Model No. Price



BERNCARMU

w2" d14.5" ah12"

cantilever arm, black urethane arm pad

shipping 4 lbs.



BERNCARMW

w2" d14.5" ah12"

cantilever arm, wood arm pad

shipping 4 lbs.

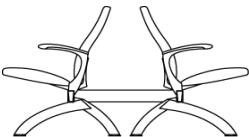


BERNARM

w2" d14.5" ah12"

loop arm

shipping 6 lbs.

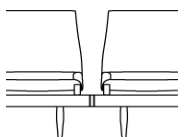


BERNBTOB

adds 6" depth to two single rows

back to back connector - set of two

shipping 16 lbs.



IN LINE CONNECTOR

in-line connector

shipping 10 lbs.

shipping specifications

Bernù Aero is shipped for local assembly. Every 12 seats occupy an estimated 50 cu.ft. of shipping space. A minimum order will occupy an estimated 20 cu.ft. Please contact factory for specific shipping specifications. Weight is as shown above.

assembly

Average assembly time is 1 hour for 2 people to assemble a 4 seat unit.

construction

Legs, Supports, Arms & End Caps

- Die cast aluminum

Beam

- Anodized aluminum

Seat and Back

- Molded plywood

Foam

- Molded CFC-free fire retardant HR urethane

glide

- Adjustable
- units may be fixed to floor
- up charge

finish

Aluminum

- Satin with bright polished accents

Molded Plywood Seatback

- Maple

Wood Arm Cap

- Solid Maple

options

- Embroidery of company logos, handicap symbol, etc. Call for pricing.
- Anti-slide glide for hard floors
- up charge

to order specify

- Product name
- Model number
- Fabric
- Table top finish as appropriate
- Layout